


INSTITUTE OF SCIENCE, NAGPUR.

(An Autonomous Institute of Government of Maharashtra)

DEPARTMENT OF BOTANY



Syllabus

Bachelor of Science (B.Sc.) Semester Pattern

Botany

(BOT/UG /2021/01)

Approved by BOS 17/12/21 page 01 to 44

Handwritten signature
26/11/21

Handwritten signature
Head, Department of Botany
Institute of Science, Nagpur-440001

(To be Implemented from 2021-2022)

Handwritten signature
A.M. Rahagonda

B.Sc. (Semester Pattern) Syllabus

Semester wise Name of Papers

Subject - Botany

Semester	Paper	Name of the Paper	Paper Code
I	I	VIRUSES, PROKARYOTES, ALGAE AND BIOFERTILIZER	BBFS11
	II	FUNGI, PLANT PATHOLOGY, LICHEN, BRYOPHYTA & MUSHROOM CULTIVATION	BBFS12
	Laboratory Coursework Practical (if applicable)		BBFS13
II	I	PALAEOBOTANY, PTERIDOPHYTA, GYMNOSPERMS & SOIL	BBFS21
	II	MORPHOLOGY OF ANGIOSPERMS AND FLORICULTURE	BBFS22
	Laboratory Coursework Practical (if applicable)		BBFS23
III	I	ANGIOSPERM SYSTEMATIC, EMBRYOLOGY AND INDOOR GARDENING	BBSS31
	II	ANGIOSPERM ANATOMY AND HORTICULTURE	BBSS32
	Laboratory Coursework Practical (if applicable)		BBSS33
IV	I	CELL BIOLOGY, PLANT BREEDING, EVOLUTION AND SEED TECHNOLOGY	BBSS41
	II	GENETICS, MOLECULAR BIOLOGY AND PLANT NURSERY	BBSS42
	Laboratory Coursework Practical (if applicable)		BBSS43
V	I	PLANT PHYSIOLOGY, MINERAL NUTRITION AND HYDROPONICS	BBTS51
	II	PLANT ECOLOGY AND ORGANIC FARMING	BBTS52
	Laboratory Coursework Practical (if applicable)		BBTS52
VI	I	BIOCHEMISTRY, BIOTECHNOLOGY AND HERBAL TECHNOLOGY	BBTS61

	II	PHYTOGEOGRAPHY, UTILIZATION OF PLANTS, TECHNIQUES AND PHARMACOGNOSY	BBTS62
	Laboratory Coursework Practical (if applicable)		BBTS63

Ex. BBSS32 : B -B.Sc, B-Botany, S-Second Year, S3- Semester-3, 2- Subject Paper-2

[Handwritten signature]

[Handwritten checkmark]

[Handwritten signature]

Marking Scheme of Syllabus

Faculty of Science B.Sc. Semester-I to VI (Botany)

Semester	Paper	Total Periods / Week	Marks		Total Marks	Total Marks
			Theory	Internal		
I to VI	P-I	03	50	10	60	150
	P-II	03	50	10	60	
	Laboratory Course (Practical)	06	30	--	30	



SUBJECT: BOTANY

B. Sc. -I SEMESTER - I

BBFS11: PAPER- I (VIRUSES, PROKARYOTES, ALGAE AND BIOFERTILIZER)

OBJECTIVES -:

To acquaint the students about the morphology, characters and importance of different microorganisms and skilled base syllabus.

OUTCOMES -:

The course will enabled students to know about different types of microorganism viz. Viruses, Prokaryotes and Algae

Unit I: Virus and prokaryotes: (7.5 Hrs)

Viruses: Nature of viruses (Non-living and living characteristics), Ultra-structure of TMV, structure and multiplication of T-4 bacteriophage, Economic importance of viruses

Mycoplasma-Properties, structure and Reproduction

Bacteria:-General characteristics, Ultrastructure of bacterial cell, Reproduction, Cell structure, (Binary fission, Conjugation). Economic importance of bacteria (with special reference to their role in Agriculture and industry)

Unit-II Cyanobacteria and Algae: (7.5 Hrs)

Cyanobacteria - cell ultrastructure, structure of heterocyst, structure and Reproduction in *Nostoc* Economic Importance of cyanobacteria.

Algae –General characteristics, Classification (Fritsch 1954), Economic importance of Algae

Unit- III:Algae (7.5 Hrs)

Life cycles in Algae: *Chara*, *Vaucheria*, *Ectocarpus*, *Batrachospermum*

Unit IV (7.5 Hrs)

Biofertilizer: – Defination,scope and importance


Various microbes used as Biofertilizers

Commercial production of Bifertilizers: *Rhizobium*, *Azotobacter*, *PSB* (Phosphate solubilizing Bacteria, eg. *Bacillus polymyxa*) and *Azolla*


Note: - Developmental stages not expected

List of Practicals:

1) Study of Bacterial forms from models/photographs (TMV and T4 bacteriophage)



- 2) Gram staining of Bacteria, ultra-structure of bacteriophage from TEM photographs
- 3) Study of Cyanobacteria: *Nostoc*.
- 4) Study of vegetative and reproductive structure in *Nostoc*
- 5) Study of Algal genera: *Chara*, *Vaucheria*, *Ectocarpus*, *Batrachospermum*
- 6) Identification and characterization of *Rhizobium*, *Azotobacter*, PSB and *Azolla*



SUBJECT: BOTANY

B. Sc. -I SEMESTER - I

BBFS12: PAPER- II (FUNGI, PLANT PATHOLOGY, LICHEN, BRYOPHYTA & MUSHROOM CULTIVATION)

Objective: Identify Fungi, Plant diseases, Lichens, Bryophytes and Mushrooms.

Course Outcomes: At the end of course students will

1. To study the lower group of plants.
2. Understand Fungi, Lichen, Plant diseases and Bryophytes.
3. Identify the various pathogens and plant diseases.
4. Understand the Economic importance of fungi, lichens and bryophytes.
5. Understand the system of classification of Fungi and Bryophytes.
6. Understand the Economic importance and cultivation of mushrooms.

Unit I

(7.5 Hrs)

Fungi:- General characteristics, Classification(Alexopoulos 1996), Economic importance.

Life history of: - *Albugo*, *Mucor*, *Puccinia*, *Cercospora*.

Unit II

(7.5 Hrs)

Lichens: - Types, Reproduction and Economic importance.

Plant pathology: - Host, pathogen, symptoms, Causes and Control of following diseases:-
Leaf curl of Papaya, Citrus canker and Little leaf of Brinjal.

Unit III

(7.5 Hrs)

Bryophyta:-Classification (Proskauer 1957), General characters (Hepaticopsida, Anthocerotopsida and Bryopsida), Economic importance, and alteration of generation.

Life history of:-*Marchantia*, *Anthoceros*, *Funaria*.

Unit IV:

(7.5 Hrs)

Skill development: Mushroom cultivation

Mushrooms: Nutritive value, medicinal value and Biological value.

Edible and Poisonous mushrooms.

Cultivation of *Agaricus bisporus*, *Pleurotus sajor-caju* and *Volvariella volvacea*.

Technology of mushroom cultivation: Mushroom Unit (Thatched house),

Tools: Polythene bags, vessels, inoculation loop, inoculation hook, low cost stove, sieves, culture racks, water sprayer, tray, medium.

Technique: Substrate, preparation of medium and spawn, sterilization, multiplication, bed preparation (Paddy straw, sugarcane trash, banana leaves)

List of Practicals:

1. Study of Fungal genera:- *Albugo*, *Mucor*, *Puccinia* and, *Cercospora*.
2. Study of Lichen: - Thallus structure, types.
3. Plant pathology: – Leaf curl of Papaya, Little leaf of Brinjal, Citrus canker.
4. Study of Bryophytes:-*Marchantia*, *Anthoceros* and *Funaria*.
5. To study different instruments and tools used in mushroom cultivation.
6. To study method of preparation of spawn.
7. To study preparation of mushroom beds.

Botanical Excursions (One short / Long excursion is compulsory).

Handwritten signature

Handwritten signature

Handwritten signature

BOTANY PRACTICAL EXAMINATION

BBFS13 - B. Sc. SEMESTER – I

TIME:FIVE HOURS

MAX. MARKS:30

Q.1: Gram stain the given **bacterial** strain/Stain the **Cyanobacterial** material (A) and identify giving reasons 04M.

Q.2: Identify the given **Algal** material (B) prepare temporary mount and write identifying characters 04M

Q.3:Identify the given **Fungal** material (C) Prepare temporary mount and write identifying characters 04M

Q.4: Identify the given **Bryophytic** material (D) Prepare temporary mount and write identifying characters. 04M

Q.5: **Spotting:** 06 M

(E) Virus /Bacteria (F) Algae/Fungi/Bryophyte (G) Plant pathology

(H) Lichen (I) Biofertilizers (J) Mushroom cultivation

Q.6: **Viva-voce** 03M

Q.7: **Practical Record and Excursion report** 05M

Suggested Readings

Alexopoulos, C.J. and G.W.Min & M.Blackwell, Introductory Mycology, CBS distributors & publishers, Delhi.

Alexopoulous, C.J. (1962): Introductory Mycology, John Wiley Eastern Pvt.Ltd.

Alexopoulos, C.J. and Mims C.W. (1979): Introductory Mycology 3rd Edition, John Wiley and Sons, Inc. Wiley and sons, Inc. Wiley, New York.

Aneja, K.R. (1993): Experimental in microbiology, plant pathology &Tissue Culture, Wiswa prakashan, New Delhi.

Barnett, J.H. (1968): fundamentals of Mycology.The English language Book society and Edward Arnold Publication, Limited.

Bold, H.C. and M. J. Wynne (1978): Introduction of Algae: structure and reproduction (Prentices Hall of India, Pvt. Ltd.)

- Bold, H.C. and C.J. Alexopolous and T, Delevoryas (1980): Morphology of plants and Fungi (Harper and Row Publishers, N.Y.)
- Cavers, F. (1910): The interrelationship of Bryophyta I-IV. New Phytologist.
- Cavers, F. (1911): The interrelationship of Bryophyta VII-IX. New Phytologist.
- Chopra, G. Land D.I Yadav (1980): A text Book of Bryophyta (Arihant Press)
- Chauhan, N. M., Gajre N. K. and Prajapati, V.P. (2013), Scientific cultivation of Mushroom, Biotech Books.
- Dube, H.C. (1990) Introduction to fungi (Vikas Publishing House Pvt.Ltd.Delhi)
- Dube, R.C. and D.K. Maheshwari (1999): A Text book of microbiology, S. Chand & Co.Ltd.
- Dube, R.C. and D.K. Maheshwari (2000): Practical microbiology, S.Chand &Co.Ltd.
- Dube, R.C. and D.K. Maheshwari (1999): A Text book of microbiology,(S.Chand &Co.)
- EGGING, H.O.W.and ALSOP (1975): The Filamentous Fungi Vol. 1 Industrial Mycology (Biodeterioration and biodegradation by Fungi) Eds. I.E. Smith and D.R. Berry Edward Arnold, London.
- Emmons, C.W, C.H. Bin ford, J.P. Utz and Know chung (1977): Medical Mycology, Lea and febigo, Philadelphia.
- Ganguly and kar: College Botany, Vol II (New central book Agency, Calcutta)
- Kumar, H.D.(1988) : Introductory phycology, Affiliate East-West press, Pvt.Ltd.,(New Delhi)
- Kumar, H.D. and H.N.singh (1982): A text Book of Algae (Affiliated Est.-West Press, Pvt. Ltd, (New Delhi)
- Mehrotra, R.S. and Aneja, K.R. (1990): An introduction to Mycology (Wiley Eastern Ltd.)
- Mehrotra, R.S. and Aneja, K.R. (1998): An introduction to Mycology New Age intermediate Press.
- Morris (1986): Introduction to the Algae. Cambridge University press, UK
- Parihar N.S. (1976): An introduction to embryophyta, Bryophyta (central Book house, Allahabad)
- Parihar N.S. (1997): The Biology and morphology of Bryophyta (central Book Depot, Allahabad)

- Pelzer, M.J.Jr.Cahn E.C.S. and N.R.Krieg (1993): Microbiology, Tata McGraw Hill.
- Prempuri (1980): Bryophyta (Atma Ram & Sons Delhi)
- Prescott *et. al* (1999): Microbiology 3 "red (Wm C Brown Pub)
- Ram Udar (1970): an introduction to Bryophyta (shashidhar Malvia prakashan, Lucknow)
- Rai, M.K. (2006), Handbook of Microbial Biofertilizer, Food Product Press, An Imprints of the Haworth press, Inc. New York.
- Reynolds CS (1984): The ecology of phytoplankton, Cambridge Univ Press
- Reddy Shankara, R. (2012), Biofertilizer Technology, Akhand Publishing house
- Round FE (1986): The Biology of Algae. Cambridge University Press UK
- Schlegle, H.G.(1996):General Microbiology,7th Edition, Cambridge University press
- Sharma A.K. (2007) Biofertilizers for sustainable Agriculture Agrobios (India) Jodhpur
- Sharma O.P. (1992): Text Book of Thalophytes (McGraw Hill publishing Co)
- Sharma, P.D.(1991):The fungi(Rastogi &Co. Meerut)
- Sharma P.D.(1993):Microbiology and plant pathology(Rastogi & co.)
- Sharma, S.G.(2005),Mushroom: Cultivation and Uses, Agrobios (India)
- Smith G.M. (1955): Cryptogamic Botany,-vol 2 Bryophyta and Pteridophyta (McGraw Hill Book Company, New York)
- Smith G.M. (1971): Cryptogamic Botany, Vol.I Algae and Fungi (TMH)
- Smith G.M. (1971): Cryptogamic Botany, Vol.II Bryophyta and Pteridophyta (THM)
- Smith, K.M. (1992): Plant Viruses 6th Ed. (University Book Stall, New Delhi)
- Sporne, K.R.II: The Morphology of Bryophyta (Hutchinson University, London)
- Sullia, S.B.(1998):General Microbiology (Oxford & IBH)
- Sunder Rajan, S. (2001)): Tools and Technique of Microbiology,Anmol publ.New Delhi
- Tortora, G.E.B.R.funke, C.I.Case U (1997): Microbiology, An introduction, 6th Ed. (Addison Neslley Longman, Inc.)
- Vashitha, B.R. (1992): Bryophyta (S.chand & Co. New Delhi)

Vashitha, B.R. (1990): Algae (S.chand & Co. New Delhi)

Vashitha, B.R. (1990): Fungi (S.chand & Co. New Delhi)

SUBJECT: BOTANY

B. Sc. -I SEMESTER - II

BBFS21: PAPER- I (PALAEOBOTANY, PTERIDOPHYTA, GYMNOSPERMS & SOIL ANALYSIS)

Objective: Identify fossils, Pteridophytes and Gymnosperm and Soils.

Course Outcomes: At the end of course students will

1. Understand the Paleobotany and types of fossils.
2. Understand the systems of classification of Pteridophyta and Gymnosperms.
3. Know the economic importance of Pteridophyta and Gymnosperms.
4. Understand the alternation of generation Pteridophyta and Gymnosperms.
5. Understand the concept of Heterospory and seed habit.
6. Know morphology and anatomy of *Cycadeoidea*.

Unit I

(7.5 Hrs)

Palaeobotany: Definition, fossil and Pseudofossil, Importance of fossils.

Types of fossils: Impression, Compression, Cast-mold, Petrification and Amber.

Geological time scale: Definition, Outline and brief account of Eras.

Fossil leaf: *Glossopteris*, Fructification: *Scutum*

Unit II

(7.5 Hrs)

Pteridophyta:- Classification system (Smith 1952), General characters

Fossil Pteridophyte: *Rhynia*

Life history of:-*Selaginella* and *Equisetum*.

Heterospory and seed habit.

Stelar system in Pteridophytes.

UNIT III

(7.5 Hrs)

Gymnosperms:-Classification (Stewart 1982), General characters, Economic importance.

Fossil Gymnosperm: *Cycadeoidea* flower

Life cycle of the following:-*Cycas* and *Pinus*.

UNIT IV:

(7.5 Hrs)

Skill development: Soil Analysis

Soil: Types of soil, method of collection

Physical properties of soil: Soil texture, soil colour, Water Holding Capacity, Water rising capacity, Bulk density and porosity.

Chemical properties of soil: pH, Carbonates as CaCO_3 , Available Nitrogen, Available Phosphorus and Available Potassium.

List of Practicals

1. Fossils types: Impression, Compression, Cast-mold, Petrification.
2. Fossil plants: *Glossopteris*, *Rhynia* and *Cycadeoidea*
3. Study of Pteridophytes: *Selaginella*, *Equisetum*.
4. Study of Gymnosperms: *Cycas*, *Pinus*.
5. Types of soil.
6. To study Physical properties of soil sample.
7. To study Chemical properties of soil sample.

SUBJECT: BOTANY

B. Sc. -II SEMESTER - II

BBFS22: PAPER- II (MORPHOLOGY OF ANGIOSPERMS AND FLORICULTURE)

COURSE OBJECTIVES :-

- 1) To understand the various kinds of plants on the surface of earth with their habit characteristics.
- 2) To understand the diversity of plants.

COURSE OUTCOMES :-

On completion of this course, the student will be able to acquire basic skills on the plant taxonomy with special reference to Angiosperm.

Unit I Vegetative Morphology

(7.5Hrs)

Root Morphology - Tap root & adventitious roots, Modifications for storage, Respiration & reproduction.

Stem Morphology:-Shape, surface, and nature Branching (Monopodial, Sympodial), modification of stem (Runner, Rhizome, Tuber and Bulb).

Leaf:-Typical Leaf, Types (Simple and Compound), Types of Phyllotaxy, Venation, and modifications of leaf (Tendrils, Phyllode)

Unit II Reproductive Morphology

(7.5Hrs)

Inflorescence: Definition, Racemose and Cymose type, and Special types

Flower: Definition, structure of typical flower, variation in thalamus (Androphore, Gynophore & Gynandrophore)

Calyx & Corolla-Forms of corolla, Cohesion, Aestivation.

Androecium - Parts, Cohesion, Adhesion and Fixation

Unit III: Carpel and Fruits:

(7.5Hrs)

Gynoecium:- Parts, cohesion, Adhesion and Placentation.

Fruit: Definition, pericarp, Types of fruits: simple (Dehiscent, Schizocarpic, Dry indehiscent): Aggregate (Etaerio) fruits, Composite fruits (Sorosis and syconous).

Unit IV Skill Development: Floriculture :

(7.5Hrs)

Floriculture : Definition, commercial aspects

Methods of cultivation of: Important cut flowers such as Carnation, Aster, Gerbera, Dahlia, Marigold with reference to soil type, sowing pattern, Irrigation regime, fertilizers and harvesting.

Diseases and control measures.

Note: 1. Developmental stages are not expected.

2. Short excursion tour /visit to soil testing laboratory or poly-house is expected

List of Practical; paper-II

- 1) Study of different Root Modifications.
- 2) Study of nature of Branching, Modifications of stem.
- 3) Study of Leaf: Types (simple and compound) Phyllotaxy, Venation & Modifications.
- 4) Inflorescence: Types mention in theory
- 5) Flower: Parts, Calyx, Corolla, Androecium, Gynoecium. variation in thalamus.
- 6) Fruits: study of different types of fruits
- 7) Identification and commercial aspect of cut flowers mentioned in theory.

BOTANY PRACTICAL EXAMINATION

BBFS23 - B. Sc. SEMESTER – II

Time: 5 hrs

Marks : 30

Q. 1) Identify & give characters of the given **Pteridophytic** material [A] and make temporary Mount. 04 M

Q. 2) Identify & give characters of the given **Gymnospermic** [B] material and make temporary mount 04 M

Q.3) To study the **physical or chemical properties (any two) of given soil sample (c)** 03 M

Q. 4) Describe the given leaf **material** [D] 03 M

Q.5) Describe (Calyx, Corolla, Androecium & Gynoecium) of given **Flower** [E]. 03 M

Q. 6) **Spotting:** 05 M

((F) Paleobotany (G). Pteridophyte (H). Gymnosperm H. Vegetative morphology

(I) Fruit. (J) Floriculture

Q. 7) **Viva-voce** 03 M

Q. 8) **Practical Record & Excursion Report** 05 M

Suggested Readings

- Agashe, S. N. (1995): Palaeobotany, Plants of the past, their evolution, palaeo-environment and application in exploration of fossil fuels. Oxford & IBI publishing company-New Delhi.
- Arnold, C.A. (1947): Introduction to Palaeobotany, Mc-Graw Hill Book Co. Inc., New York and London.
- Beck, C. B. (1976): Current status of the Progymnospermosida, Review of Palaeobotany and Palynology
- Bhatnagar, S. P. and Moitra A. (1996): Gymnosperms, New Age International Limited, New Delhi
- Bierhorst, D. W (1971) Morphology of Vascular Plants, Macmillon& Co. N. R.
- Biswas, T. D. and Mukherjee, S. K. (2017), Text Book of Soil Science, Tata McGraw Hill Education, New Delhi (India)
- Bold ILC. C. J. Alexopoulos and T. Delevoryas (1980): Morphology of Plants and Fungi (Harperand Row Publishers, N.Y.)
- Chandra, S. and Surange, K.R. (1979): Revision of the Indian species of Glossopteris, Monograph, Birbal Sahini Institute of Palaeobotany.
- Davis, P H. and Heywood V. H. (1963): Principals of Angiosperm Taxonomy, Oliver and Hoyd London.
- Das, K. (2015): Introductory Soil Science, Kalyani Publishers, Lucknow (India)
- Des, R. (2013): Floriculture at glance, Kalyani Publ., New Delhi
- Ganguly and Kar: College Botany Vol II (New Central Hook Agency, Calcutta)
- Hartmann, IFT, Kester, DE. Davies, F. T. and Geneve, R. L. (2012): Plant Propagation Principles Practices, Prentice Hall India Ltd.
- Kubitzki, K. (1990): The Families and genera of vascular plants Pteridophytes, and Gymnosperms, Springer Verlag, New York
- Majumdar, S. P. and Singh, R. A. (2000): Analysis of soil: Physical and Chemical properties, Agrobios (India), Jodhapur
- Meyen, S.V.(1987): Fundamentals of Palaeobotany, Chapman and Hill, London, New York.
- Nair, P.K.K. (1970): Pollen morphology of Angiosperms, Scholar Publ. House, Lucknow,
- Parihar N.S. (1995): Essentials of Palaeobotany, Central Book -Allahabad.
- Parihar, N. S. (1977): Thebiology and morphology of the Pteridophytes (Central Book Depot, Allahabad).

- Pichi Sermolli REG (1959): Pteridophyta in vistas in botany, WB Turrill, ed. (Pergamon Press, London) pp 421-493.
- Prasad, K.N. (1999): An introduction to Palaeobotany, APH Pub.
- Randhwa, G. S. and Mukhopadhyay A. (2004): Floriculture in India, Allied Publishers Pvt. Limited.
- Randhwa, G. S. and Mukhopadhyay A. (1986): Floriculture in India, Allied Publ., New Delhi.
- Rashid, A. (1982): (4th Ed.) An introduction to Pteridophyta, (Vikas Publ. House Pvt Ltd.)
- Rashid, A. (1989): An Introduction to Pteridophyta, Vikas Publishing House, Pvt. Ltd. New Delhi
- Rowley, J. R. (1967): Fibrils, microtubules and lamellae in Pollen grains. Rev. Palaeobotany. Palynol 3:213-226,
- Sai Prasad, S. V., Ramesh, A., Iat, J. R. and Patidar, C. P. (2016): Soil Science, New Vishal Publication.
- Sharma, O.P. (1996): Textbook of Pteridophyta (MacMillan India Ltd, New Delhi)
- Sharma, O. P. (1990): Text Book of Pteridophyta (McMillan India Ltd.)
- Siddiqui, K.A. (2002): Elements of Palaeobotany, Kitab Mahal, Allahabad.
- Singh, H. (1978): Embryology of Gymnosperms, Encyclopaedia of Plant Anatomy X, Gebryder, Bortragear, Berlin.
- Smith, G. M. (1955): Cryptogamic Botany-vol. 2 Bryophyta and Pteridophyta, (McGraw Hill Book Company, New York)
- Smith, G. M. (1971): Cryptogamic Botany, vol. II, Bryophytes and Pteridophytes (THM)
- Spicer, R.A. & Thomas, B.A. (1986): Systematic and taxonomic approaches in Palaeobotany. Systematic Association Special Volume.
- Sporne, K.R. (1962): The morphology of Pteridophyta (Hutchinson Univ. Library, London)
- Sporne, K. R. (1965): The Morphology of Gymnosperms. Hutchinson University Library Press, London.
- Stewart W. N. (1939): Apogamy, Apospory and Parthenogenesis in the Pteridophyta, Bot. rev, 5, 433-453
- Stewart, W. N. and G. W. Rothwell (1993): Palaeobotany and the Evolution of Plants, 2nd Ed. Cambridge University Press.
- Swarup Vishnu. (2003): Garden Flowers. National Book Trust
- Vasishtha, B. R. (1992): Gymnosperm (S. Chand & Co. New Delhi)

SUBJECT: BOTANY

B. Sc. -II SEMESTER - III

BBSS31: PAPER- I (ANGIOSPERM SYSTEMATIC, EMBRYOLOGY AND INDOOR GARDENING)

Objective:

- To create the interest regarding plant systematic and angiosperms.
- To create interest among learners regarding basics of plant embryology and gardening

Outcome:

1. Students will learn about origin of angiosperms, their present status and modern trends.
2. Students will learn about various plant classification systems
3. Students will be able to know regarding various embryological features and details of reproductive structures of flower.
4. Student will learn about basic skills of landscaping and gardening.

Unit-1: Systematic Botany:

(7.5 Hrs)

1. Origin of Angiosperms (Benettitalean theory)
2. Fossil angiosperms: Flowers (*Sahanianthus*); Fruit: (*Enigmocarpon*)
3. Angiosperm Taxonomy: Floras, Herbarium, Keys (Intended and Bracketed)
4. Botanical nomenclature: Principles (Rank of taxon, Principles of priority)
5. Modern trends in Taxonomy: Cytotaxonomy (Karyotype), Phytochemistry (Proteins and Flavenoids)

Unit-2: Angiosperm: Classification and Families:

(7.5 Hrs)

1. Systems of Classification: Bentham and Hooker; Engler and Prantl (Along with Merits and Demerits)
2. Study of families: Dicot: Malvaceae, Brassicaceae, Papilionoidae, Asteraceae, Asclepiadaceae. Monocot: Poaceae

Unit-3: Embryology:

(7.5 Hrs)

1. Pollination: Types and significance
2. Anther: T. S. of anther, Microsporogenesis; Structure of pollen grain, Development of male gametophyte.
3. Ovule: Types of ovule, Structure of anatropous ovule, Megasporogenesis, Development of female gametophyte (Polygonum type)
4. Fertilization: Double fertilization and triple fusion, Endosperm and its types, Structure of Dicot embryo (Onagrad) and monocot embryo

Unit-4: Skill Development: Landscaping and Indoor gardening

(7.5 Hrs)

1. Landscaping-Definition, scope of landscaping(Landscaping at office, Industrial premices, Educational institutes, Parks)
2. Indoor gardening: Brief account of places of house plants, pots and containers, factor required for growing house plants (Temperature, light, humidity, ventilation, watering, Soil, Feeding, Potting)
3. Popular house plants: Foliage plants: *Coleus blumeri*, *Begonia* sp., Fern: *Adiantum* sp., *Nephrolepis* sp., Palms: *Chrysalidocarpus lutescens*, Areca palm, *Howea forsteriana* – Kentia palm, Flowering plant: *Anthurium* sp., *Begonia* sp., Orchids: *Vanda* sp., *Dendrobium* sp.

List of Practicals:

1. Study of fossil angiosperms from Specimens / Slides.
2. Study of dicot and monocot families mentioned in theory syllabus.
3. To calculate percent germination of pollen grains in the given material
4. Study of structure of anther and pollen grain.
5. Study of different type of ovules
6. Study of dicot and monocot embryos from permanent micro-preperations.
7. Study of different popula house plants.

SUBJECT: BOTANY

B. Sc. -II SEMESTER - III

BBSS32: PAPER- II (ANGIOSPERM ANATOMY AND HORTICULTURE)

Objective: To impart knowledge of internal structure of plant and its use in horticulture

Outcome:

1. Students will learn about different tissue system in Plants
2. Students will learn difference between Dicot and Monocot Anatomy
3. Students will be able to implement knowledge of anatomy in commercial horticultural crops

Unit I: Anatomy:

(7.5 Hrs)

1. **Tissue:** Definition, Characteristics of Meristematic tissue; Classification of meristems (based on origin and position).
2. **Simple Permanent tissue and their functions:** Parenchyma, Collenchyma, and Sclerenchyma
3. **Complex Permanent Tissue and their function:** Xylem and Phloem.
4. **Apical meristem of Root and Shoot:** Apical cell theory, Histogen theory, Tunica-corpus theory, Newman's Theory.
5. **Cambium:** Structure, Types, functions.

Unit II: Primary and Secondary Growth in Stem and Root:

(7.5 Hrs)

1. **Types of vascular bundles:** Radial, Conjoint, Concentric.
2. **Normal Primary structure of root:** Dicot (*Sunflower*) and Monocot (*Maize*)
3. **Normal Primary structure of stem:** Dicot (*Sunflower*) and Monocot (*Maize*)
4. **Normal Secondary growth in dicot stem:** *Sunflower*
5. **Anomalous Secondary growth in:** Dicot stem (*Bignonia*) and Monocot stem (*Dracaena*).

Unit III: Periderm, growth ring, Sap - heart wood, Leaf anatomy

(7.5 Hrs)

1. **Growth rings:** Spring wood and Winter wood
2. Sap wood, Heart wood, Tyloses
3. **Periderm:** Composition, functions and Structures associated with periderm (Lenticel, Bark, Commercial cork)
4. **Anatomy of leaf:** Dicot (*Nerium*) and Monocot (*Maize*)
5. Senescence and Abscission

Unit IV: Skill Development: Horticulture:

(7.5 Hrs)

1. **Horticulture:** Definition and Scope, importance of horticulture, water requirement and irrigation, nutrient management
2. Methods of propagation of following horticultural crops; (Propagation by seeds, Vegetative propagation, Propagation through specialised organ) : *Rose*, *Chrysanthemum*, *Crotons*, *mangoes*, *Citrus*, *Guava*, *Lilium*.
3. Technique of Bonsai preparation

List of Practical

1. Study of simple and complex tissue from permanent micro-preparation.
2. Study of different types of vascular bundles.
3. Study of internal structure of dicot and monocot root with the help of temporary micro-preparation.
4. Anatomy of Dicot and Monocot stem with the help of temporary or double stained permanent micro-preparation.
5. Anatomy of normal and anomalous secondary growth in stem with the help of double stained permanent micro-preparation.
6. Study of internal structure of dicot (*Nerium*) and Monocot leaf (Maize) with the help of temporary micro-preparation.
7. Study of various horticultural crops mentioned in syllabus.

Botany Practical Examination

BBSS33- B.Sc. Semester III

TIME: FIVE HOURS

MAX. MARKS: 30

Q 1. Describe in technical language the given **Angiospermic material (A)**. Classify and identify the family giving reasons.

05 M

Q 2. Calculate percent germination of **pollen grains** in given material **(B)**. 03 M

Q 3. Prepare temporary mount of the given **root/leaf** material **(C)** and identify giving diagnostic characters. 04 M

Q 4. Prepare double stained permanent mount of the given **stem** material **(D)**. Identify giving diagnostic characters.

05M

Q 5. **Spotting:** 05 M

(E) Fossil Angiosperms

(F) Embrology

(G) Tissue

(H) Popular House plant

(I) Horticultural plant

Q 6. Viva-Voce 03 M

Q 7: Practical Record and Excursion Report. 05 M

Suggested Readings: Semester III

- Agarwal PKR and Bhargava P (2017): Home Gardening PustakMahal Allahabad India.
- Barker (1954): Aperture membranes in studies of pollen morphology and taxonomym, New phytologist 50438
- Bhojwani SS and Bhatnagar S P (2010): embryology of angiosperms Vikas publishing house Delhi
- Chaddake (2001): handbook of horticulture Indian council of agricultural research New Delhi India
- Cutter E. G. (1971): plant anatomy experiment and interpretation part 2 organs Edward Arnold London.
- Davies P. H. and Heywood V. H. (1973) Principles of angiosperms taxonomy Robert E. Kreiger Pub co New York.
- Dutta S. C. (1989): Systematic botany, Wiley eastern Co.
- Erdtman G. (1966): Pollen morphology and plant taxonomy of angiosperms, Hafner New York.
- Erdtman G. (1945): Pollen morphology and plant taxonomy. IV Labitae, Verbinaceae, Aviciniaceae, Svensk Botanisk Tidschrift. 39(3)
- Erdtman G. (1952): Pollen morphology and plant Taxonomy (An Introduction to Palynology)
- Erdtman G. (1957): Pollen and spore morphology and plant taxonomy (An introduction to palynology) Hafner New York.
- Esau, K. (1979): Anatomy of seed plants (3rd edition) John wiley and sons New York,
- Fahn, A. Plant anatomy 2nd edition Pergamon Press Oxford.
- Fageri K and vander Pol L. (1979): The Principles of Pollination Ecology Pergmon press, Oxford.
- Fahn A. (1982): Plant Anatomy (3rd edition) Pergmon press Oxford
- Fahn A. 2nd Ed. plant anatomy Pergmon press, Oxford.
- Grivel HS and Singh P (2014): Land Scape designing and ornamental plants Kalyani publication New Delhi.

Harrison H. J. (1971): New concept in flowering plant taxonomy Hickman education books limited London

Heslop Harrison J(1971): Editor Poland development and physiology butterworths London.

Heslop Harrison Y.(1981) Stigma characteristics and angiosperm taxonomy academic press London.

Heywood V. H. (1967): Plant taxonomy studies in biology No.Five Edward Arnold publications London.

Hislop Harrison J.(1967) Plant taxonomy English language book Soc. and Edward Arnold Publication limited UK.

Jeffrey C.(1983):An introduction of plant taxonomy Cambridge University press Cambridge London.

Khalid H and Nawaz K.(2014):Introductory plant taxonomy Kalyani publications New Delhi.

Naik V. N. Taxonomy of angiosperms

Nair PKK (1970) Pollen morphology of angiosperms scholar publications house Lucknow.

Proctor M and Yeo P. (1973): The pollination of flowers William Collins sons London.

Radford A. E.: (1986) Fundamentals of plant systematic, Harper and row New York.

Raghavan V. (1986): Embryogenesis in angiosperms a developmental and experimental study Cambridge University press Cambridge.

Royal horticultural societies in encyclopaedia of gardening Singh R (2012) horticulture at a glance Kalyani publication Navi Delhi.

Singh H(1978): Embryology of Gymnosperms, encyclopaedia of plant anatomy x debrider Bortragear Berlin.

Singh J.(2014): Basic Horticulture Kalyani publications Lucknow India.

Ugemuge N R. (1986): Flora of Nagpur district ShriPrakashan Nagpur.

Veena Amarnath Nursery and landscape agrobios India.

Vishnu Swaroop Indoor gardening (1993): Publication and information division ICAR
New Delhi – 12.

SUBJECT: BOTANY

B. Sc. –II SEMESTER - IV

**BBSS41: PAPER- I (CELL BIOLOGY, PLANT BREEDING, EVOLUTION AND
SEED TECHNOLOGY.)**

Objectives:

1. Understanding the structures and functions of the cell wall, plasma membrane and plasmodesmata
2. Understanding the structures and functions of cell organelles, cytoskeleton, nuclear envelope, and cell division
3. Evaluate the biostatistical methods.

Outcomes:

After successful completion of the course the students will be able to

1. Describe the structure of plant cell and its organelles.
2. Analyze the morphology of chromosome organization.
3. Understand the plant cell-division and its significance
4. Understand the biostatic formulas.
5. Understand the method of plants breeding, Objectives and application of plant breeding.
6. Understand about different types of seeds used by farmers and about methods of seed testing.

Unit I

(7.5 Hrs.)

Cell: Brief account of cell theory, comparison between prokaryotic and eukaryotic cell organization, Structure of typical plant cell.

Structure and functions of: Cell wall, Cell Membrane (Fluid mosaic model), Nucleus, Endoplasmic reticulum (RER and SER), Golgi Complex, Vacuoles, Ribosomes (70S and 80S)

Unit II

(7.5 Hrs.)

Ultrastructure & Functions of: Mitochondria, Chloroplasts and Nucleus.

Chromosome organization: Morphology (chromatid, chromomere, centromere, telomere, secondary constriction, satellite, karyotype)

Molecular organization: Nucleosome model

Sex Chromosome: Structure of sex chromosome in plants (XY type in *Melandrium*)

Cell division in plants: Mitosis, Meiosis and their significance.

Unit III

(7.5 Hrs.)

Plant Breeding- Definition and objective

Methods of plant breeding: Pure line selection, Hybridization (emasculation, bagging, crossing, labeling), Clonal selection, Heterosis (Definition and scope)

Biostatistics- Mean, Mode, Median, Standard deviation, Standard error, Student's t- test

Evolution- Origin of life (Millers theory)

Unit IV

(7.5 Hrs.)

Seed: Structure and Types.

Seed dormancy: Causes, methods of breaking dormancy.

Seed Technology: Seed Storage, seed banks, factors affecting seed viability, genetic erosion, and methods of seed production, seed testing and certification.

Commercial types of seeds: Farmers seeds, foundation seeds, breeders seeds and certified seeds.

List of Practical's:

1. Study of Cell organelles with the help of photographs/ Slides
2. Study of mitosis in plant material
3. Study of meiosis in plant material
4. To calculate Mean, Mode, Median, standard error from the given data (At least 10 problems to be solved)
5. To calculate the student's t-value from the given data (At least 10 problems to be solved)
6. To study seed viability and percentage seed germination by TTC.

SUBJECT: BOTANY

B. Sc. -II SEMESTER - IV

BBSS42: PAPER- II (GENETICS, MOLECULAR BIOLOGY AND PLANT NURSERY)

Objectives:

1. Understand the laws of inheritance, various modifications, types of chromosomal inheritance patterns
2. Understand multiple alleles and multiple gene inheritance, linkage and crossing over.
3. Learn structural and numerical changes in chromosomes, mutations and inheritance patterns in various biological organisms and in their populations.

Outcomes:

After successful completion of the course the students will be able to

1. Know the Mendelism and laws of Mendel.
2. Summarize the theories of linkage.
3. Design and construct the variation in chromosome structure and number.
4. Understand the concept of gene
5. Know the types of mutations and its application in crop-improvement.
6. Understand structure of nursery and its management

Unit- I

(7.5 Hrs)

Mendelism: - Monohybrid cross, Law of segregation, Dihybrid cross, Law of independent assortment, Back cross and Test cross.

Interaction of genes: Allelic- Incomplete dominance (1:2:1 ratio in *Mirabilis jalapa*); Nonallelic- Complementary (9:7 ratio) and Dominant epistasis (12:3:1 ratio)

Linkage: Definition, Theory of linkage (Coupling and Repulsion theory), types (complete and incomplete), significance.

Crossing over: Definition, theories (Breakage and reunion), significance

Unit- II

(7.5 Hrs)

Mutation: Definition, Types: Spontaneous and induced mutations, physical and chemical mutagens, application of induced mutations.

Chromosomal aberrations: Deficiency, duplications, inversion and translocation.

Variation in chromosome number: Polyploidy (autopolyploidy and allopolyploidy), aneuploidy (nullisomics, monosomics, trisomics and tetrasomics), significance.

DNA damage and repair: Photoreactivation, excision repair

Unit- III

(7.5 Hrs)

DNA: Structure of DNA (Watson and Crick model)

Replication: Semi conservative method of DNA replication in eukaryotes.

RNA: Types, t-RNA (Clover leaf model).

Genetic code: Definition and characteristics

Protein synthesis: Transcription and translation

Regulation of gene expression: Lac operon model.

Unit- IV

(7.5 Hrs)

Nursery: Definition and role or objective, nursery infrastructure.

Planning and seasonal activities : Preparation of nursery beds, planting direct seedling and transplant, air layering, budding, grafting, cutting, rooting medium, hardening of plant.

Nursery management : Routine garden operations, soil sterilization, seed sowing, pricking, shading, stopping or pinching, defoliation, wintering, mulching and topiary.

List of practical's

1. To prove the Mendel's law of segregation with the help of coloured beads.
2. To prove the Mendel's law of independent assortment with the help of coloured beads.
3. From the given data workout, the type of gene interaction in the given cross (At least 10)
4. Problems of each type mentioned in theory syllabus)
5. To study different methods of vegetative propagation (air layering, budding, grafting, cutting)
6. To study methods of sterilization for plant nursery.

Note: Short Excursion Tour to Nursery Is Expected

BBSS43- Semester IV Practical examination

Question Paper

TIME: 5 HOURS

MAX.MARKS : 30

1. Prepare semi-permanent squash / smear of given material [a] & identify the stage of cell division. 04 M
2. To solve the given problem of biostatistics from given data (B) 03 M
3. To determine seed viability of the given seeds(C) and report the findings. 03 M
4. To prove Mendel's Law of Inheritance through coloured beads [D] 04 M
5. To work out the type of gene interaction in the given cross from the given data. 04 M
6. Spotting : 04 M
 - F Cell Organelle
 - G Cell Division
 - H Tool used in nursery
 - I Methods of vegetative propagation.
7. Viva-Voce 03 M
8. Practical record and excursion report. 05 M

Suggested Reading

AgriMoon.com (2014), Principles of Seed Technology, ICAR, India.

Agrawal, P. K. [2015], Principles of Seed Technology, ICAR, New Delhi.

Agrawal, R. L. [2015], Seed Technology, Oxford and IBH Publishing Co. Pvt. Ltd.

Alberts, B., Bray, D., Lewis, J., Raff, M., Roberts, K. and Watson, J.D. 1999.

Molecular Biology of Cell, Garland Publishing, Inc., New York.

Bewley. J.D. and Black, M. 1994. Seeds: Physiology of Development and Germination, Plenum Press. New York.

Cooper, G. M. [1997]: The Cell A Molecular Approach (Oxford Univ.Press)

Freifelder, D. [1990]: Essentials of Molecular Biology (Narosa Publishing House, New Delhi)

Gardner, Snustad D P and Simmons M J (1991) Principles of Genetics (8ed.) John Wiley and Son Inc., USA.

Gupta P K 2007 Genetics: Classical to Modern. Rastogi Publications, Meerut.

Gupta, P.K. [1999], A Text Book of cell and Molecular Biology (Rastogi Publications, Meerut India).

Hartman, H.T. and Kestler D.E. (1976): Plant propagation: Principle and practices, 3rd Edn. Prentice-Hall of India Pvt.ltd. New Delhi.

Hawkins, J.D. [1991] : Gene Structure and Expression 2nd ed (Cambridge University press, U.K)

Karp, G. 1999 Cells and Molecular Biology; Concepts and Experiments. John Wiley & Sons, Inc., USA.

Kleinsmith, L.J. and Kish, V.M. 1995 Principles of Cell and Molecular Biology (2nd Edi.) Harper Collins Coll. Publisher, New York, USA.

Kumar, H.D. [1991]: A text book of Cytology, Genetics and Evolution, Kalyani Publisher, New Delhi.

Lewin, G. [2000]: Gene VII (John Wiley and sons, New York.)

Lodish, H., Berk, A. Zipursky, S. L. Matsudaira, P., Baltimore, D. and Darnell, J. 2000 Molecular Cell Biology Edi. W.H. Freeman and Co., New York, USA

Ray P.K. (2012): Plant Nursery Management, Scientific publisher, Jodhpur. (India)


Russel, P. J. 1998 Genetics (5th Edi.) The Benjamin/ Cummings Publishing Com. Inc., USA

Singh B (2012): Horticulture at Glance, Kalyani Publication, New Delhi.

Singh, H. (1978), Embryology of Gymnosperms, Encyclopaedia of Plant Anatomy X, Gebryder, Bortragear, Berlin

Snustad, D. P. and M. J. Simmons [2000]. Principles of Genetics (John Wiley and sons, USA)

Watson J. D.,Hopkins, Roberts ,Steitz, Weiner (1987) : Molecular Biology of Gene, (Benjamin-Cummings Pub.Co. Sherman)



SUBJECT: BOTANY

B. Sc. -III SEMESTER - V

BBTS51: PAPER- I (PLANT PHYSIOLOGY, MINERAL NUTRITION AND HYDROPONICS)

Objectives:

1. Understanding photosynthesis and respiration in plants.
2. Understanding mechanistic underpinnings of the plant hormones and sensory photobiology.
3. Understanding Nitrogen Metabolism.
4. Understanding the solute transport system and metabolism

Outcomes: After successful completion of the course the students will be able to

1. Understand concept of water potential & osmotic potential.
2. Summarize the cycle of respiration and photosynthesis.
3. Understand plant water relation. Write about mineral nutrients.
4. Learn the description and Classification of biomolecules.
5. Understand about respiration and Respiratory quotient.
6. Learn types and mechanism of fermentation.
7. Understand basic knowledge of hydroponic system.

Unit I -

(7.5 Hrs)

Plant-water relations: Properties of water, diffusion, diffusion pressure deficit and its significance; **Osmosis:** Concept, types, osmotic potential and its significance; **Imbibition:** concept and significance

Ascent of sap: Definition, Root pressure theory, cohesion-adhesion theory.

Transpiration: Definition, types, mechanism of stomatal movements (K⁺-malate hypothesis)

Phloem transport: Munch hypothesis

Unit II -

(7.5 Hrs)

Photosynthesis: Definition, significance, photosynthetic pigments and their role, photosystems.

Mechanism of Photosynthesis: Light Reaction: cyclic and non-cyclic photophosphorylation, Light independent reactions: C₃, C₄ and CAM pathways and their significance.

Respiration: Definition, Types (aerobic and anaerobic respiration), respiratory substrates and Respiration quotient.

Mechanism of respiration: Glycolysis, Krebs's cycle, oxidative phosphorylation (ETS).

Fermentation: Definition, types, mechanism :alcoholic and lactic acid.

Unit III -

(7.5 Hrs)

Nitrogen metabolism: Definition, Mechanism of biological nitrogen fixation (Symbiotic and non-symbiotic)

Plant movements: Definition, outline, Tropic (geotropic, phototropic, thigmotropic) and Nastic- seismonastic.

Photoperiodism: Definition, classification (short day, long day & day neutral plants)

Photoperiodic induction, Florigen hormone.

Circadian rhythms and biological clock

Unit IV: Skill development: Hydroponics -

(7.5 Hrs)

Mineral nutrition: Definition, source and types (macro and micronutrients)

Role and deficiency symptoms of macronutrients: Nitrogen, phosphorus, potassium and calcium.

Role and deficiency symptoms of micronutrients: Iron, manganese, bronze and zinc.

Hydroponics: Definition, advantages and disadvantages, types (deep water and nutrient film technique), nutrient composition.

Methods: Hydroponic farming of tomato, cucumber, spinach and cabbage.

List of practical's

Major:

1. To study the effect of temperature on permeability of membranes.
2. To study the effect of various organic solvents on permeability of membranes.
3. To determine osmotic potential of the cell sap by plasmolytic method.
4. To study the ascent of sap in suitable plant material.
5. To compare rate of transpiration from two surfaces of leaf by cobalt chloride and bell jar method.
6. To separate chlorophyll pigment by paper chromatography.
7. To determine the RQ of given plant material.
8. To study the effect of light intensity and quality, CO₂ concentration and temperature on rate of photosynthesis by Willmott's bubbler.

Minor:

1. To demonstrate phenomenon of Imbibitions.
2. To demonstrate root pressure in suitable plant material.
3. To demonstrate light is necessary for photosynthesis (Ganong's light screen)
4. To demonstrate fermentation by Kuhne's tube.
5. To demonstrate phenomenon of nastic movement in *Mimosa pudica* plant.

SUBJECT: BOTANY
B. Sc. –III SEMESTER - V
BBTS52: PAPER- II (PLANT ECOLOGY AND ORGANIC FARMING)

Objective: Define and explain about branches of Ecology and Ecosystem, organic farming and its significance.

Course Outcomes: At the end of the course student will able to

1. Learn significance and branches of Ecology and Ecosystem.
2. Summarize the environmental factors.
3. Understand and the nitrogen and phosphorus cycle.
4. Know the various Phytogeographic regions of India.
5. Understand the effect of climatic factors on vegetation.
6. Understand methods of organic farming.

Unit I -

(7.5Hrs)

Ecology: definition, branches and significance of ecology.

Climatic Factors: Atmospheric (Gaseous composition), Light & Temperature (effect on vegetation).

Edaphic Factors: Pedogenesis, Soil profile, Soil properties (physical and chemical).

Physiographic factor: Biotic Factor: Interactions between plants and animals and human, Interaction between plants growing in a community

Unit II -

(7.5Hrs)

Ecosystem: Biotic and Abiotic components, Food chain, Food web, Ecological pyramids

Autecology: (definition, importance), ecads, ecotype- characteristics and importance

Synecology: (or community ecology)- Study of community: analytical (quantitative- frequency, density, abundance; qualitative- Life forms, Raunkier's Biological spectrum) and synthetic characters (presence, fidelity, dominance).

Unit III -

(7.5Hrs)

Plant succession: Definition, Causes of succession, Hydrosere, Xerosere

Plant adaptations: Morphological, Anatomical & Physiological responses of Hydrophytes (*Hydrilla*, *Nymphaea*), Xerophytes (*Casurina*, *Nerium*), Halophyte and Epiphyte (*Vanda*)

Biogeochemical Cycles: Phosphorus and Nitrogen.

UNIT IV: Skill development: Organic Farming -

(7.5Hrs)

Organic Farming: Definition, concept, advantages and disadvantages, green manure and organic fertilizers.

Methods: Recycling of biodegradable kitchen, agricultural and industrial waste.

Methods of: Preparation of biocompost, preparation of Vermi-compost and its type, isolation and inoculum production of VAM.

Organic Manure: Effect of organic manures on growth and yield productivity of various crop plants.

List of practicals:

1. To determine frequency, density, abundance of the community by quadrat method.
2. To determine the homogeneity of vegetation by Raunkier's frequency diagram.
3. To determine the minimum number of quadrates required for reliable estimate of biomass in grassland.
4. To determine the frequency of herbaceous species in grassland and to compare the frequency distribution with Raunkier's standard frequency diagram.
5. To measure the above ground plant biomass in a grassland.
6. To study soil profile at different locations of nearby area.
7. To estimate transparency, pH and temperature of different water bodies.
8. To estimate salinity (chlorides) of different water samples.
9. To study the morphological and anatomical characteristics of hydrophyte, xerophytes, halophytes and epiphyte with reference to ecological adaptations.
10. Collection and identification of various organic manures.
11. To study the methodology of preparation of vermicompost.

Note: Botanical Excursions (One short tour/visit to organic farm is compulsory).

BBTS53-Semester V Practical examination

Question Paper

Time : 5 hrs

Marks : 30

- | | |
|--|-----------------|
| Q. 1) To perform given major Physiology Experiment [A] & report the findings | 05 |
| Q. 2) To perform the minor Physiology Experiment [B] & report the findings | 03 |
| Q. 3) To perform the given Ecological Experiment [C] & report the findings | 05 |
| Q. 4) To study morphological and anatomical characteristics of the given plant material [D] with reference to ecological adaptations | 05 |
| Q. 5) Spotting: | 04 |
| E - Plant Physiology | G - Hydroponics |
| F - Ecology | H - Manures |
| Q. 6) Viva Voice | 03 |
| Q. 7) Practical Record & Excursion Report | 05 |

Suggested Readings

Ambasht R.S. 1966 Conservation Ecology, Abs Proc School on Plant Ecol (Full paper in press Oxford and IBH Calcutta).

Ambasht R.S. 1968. Freshwater ecosystem-Manual of Ecology 123-137 (See Misra KC et al 1968)

Ambasht R.S. 1995 A text book of plant ecology Student and co. Varanasi-5

Anderson JM Ecology for environmental sciences: biosphere ecosystems and man

Asana, R.D. and Sarin M.N. (1968): Crop Physiology in India IARI Publ.

Dash MC 1993 Fundamentals of Ecology WB Saunders and co. Philadelphia USA.

Deangelis DL Energy flow, nutrient cycling and ecosystem resilience. Ecology 56, 23843.

Dwivedi Rama Shankar 1968. The decomposer system manual of ecology See Misra KC et al 1970)

- Evans, L.T. 1972. Crop physiology
- Fitter, A. H. and Hay, R. K. M. S. (1987): Environmental Plant Physiology.
- Gupta, U. S. (1972): Crop Physiology.
- Greig Smith P 1983, Quantitative plant ecology, Univ California Press, California
- Hale, M.C. and Orcutt, D.M. (1987): The Physiology of Plants Under Stress. ICAR handbook of Fertilizers.
- Hopkins, W.G. 1995. Introduction to Plant Physiology. John Wiley & Sons, Inc., New York, USA.
- Kochhar PL 1986 Plant Ecology Ratanprakashan, Mandi, Agra.
- Krebs GJ 1972 Ecology Harper and Row Publ, New York.
- Kumar HD 1994 Modern concepts of ecology. Vikas publishing house pvt ltd, New Delhi.
- Moore, T.C. 1989. Biochemistry and Physiology of Plant Hormones (2nd ed). Springer-Verlag, New York, USA.
- Nobel, P.S. 1999. Physicochemical and Environmental Plant Physiology (2nd ed). Academic Press, Diego, USA.
- Odum EP 1983 Basic Ecology, Saunders Publ Philadelphia.
- Paleg, L.G. and Aspinall, D. (1982): The Physiology and Biochemistry of Drought resistant in Plants.
- Pessarkli, M. (2004): Handbook of Plant and Crop Physiology, Marcel Dekkar Inc. NY.
- Salisbury, F.B. and Ross, C.W. 1992: Plant Physiology (4th ed). Wadsworth Publishing Co., California, USA.
- Silverton JW 1982 Introduction to plant population ecology, Longman.
- Sinha S.K., Sane P.V., Bhargava S.C. and Agarwal P.K. (1990): Proceeding of International Congress of Plant Physiology Vol. I & II.
- Stanley, R.G., Search, R.W. (1971). Pollen protein diffusates. In Heslop-Harrison-J. (Ed.) Pollen: development and physiology. Butterworths, London, pp 174-176.
- Taiz, L. and Zeiger, E. 1998: Plant Physiology. Sinauer Associates, Inc., Publishers, Massachus, USA.

SUBJECT: BOTANY

B. Sc. -III SEMESTER - VI

BBTS61: PAPER- I (BIOCHEMISTRY, BIOTECHNOLOGY AND HERBAL TECHNOLOGY)

Objectives:

1. Understanding Lipids, lipid metabolism and enzymes.
2. Understanding basics of plant tissue culture methods.
3. Understanding tools used in genetic engineering.
4. Understanding methods used in herbal technology.

Outcomes: After successful completion of the course the students will be able to

1. Understand basic of biomolecules.
2. Basic concept of Enzymes.
3. Understand basic concepts and methods in tissue culture.
4. Tools in genetic engineering.
5. Construction of genomic library.
6. Use of herbal seeds in cosmetics.
7. Cultivation methods of medicinal plants.

Unit I –

(7.5 Hrs)

Lipids: Definition, properties and role; fatty acids, oils and waxes, beta oxidation and glyoxylic acid cycle.

Enzymology: Definition, nomenclature and classification of enzymes, Characteristics and properties of enzymes.

Basics of Enzymology: Holoenzyme, Apoenzyme, prosthetic group, Co-enzymes & Co-factors, active site and isozymes.

Mechanism of Action: Enzyme-Substrate Complex Theory, Lock & Key Model, Induced Fit Model.

Enzyme Inhibitors: Definition, competitive and noncompetitive.

Unit II –

(7.5 Hrs)

Plant tissue culture: Definitions of- totipotency, explant, ascetic culture, in vitro, micropropagation; differentiation and morphogenesis.

Methods of sterilization: Autoclaving, dry heat, chemical sterilization.

Culture media: MS media (Media preparation and nutrient composition)

Tissue cultures: Callus and organ culture (shoot tip, anther) and its application.

Protoplast culture and applications. Application of tissue culture.

Unit III –

(7.5 Hrs)

Genetic engineering: Tools- Enzymes (Restriction enzymes, ligases, DNA polymerases), host.

Cloning vectors: General characters, method of isolation, Plasmid as cloning vectors (pBR³²)

DNA library: Definition, construction of cDNA and genomic library and their significance.

Agrobacterium mediated gene transfer: Structure of Ti -plasmids, mechanism of transfer.

Role of biotechnology in crop improvement.

Unit IV

(7.5 Hrs)

Herbal technology: History and importance of herbal technology.

Basic concepts: Drugs, cosmetics, natural dyes, difference between organized and unorganized drugs.

Methods: Cultivation, harvesting, processing, storage and utilization of *Withania somnifera*, *Aloe vera*, *Ocimum sanctum*.

Dye yielding herbal plants: *Lawsonia alba*(hena), *Rivinia humalis*, *Indigofera tinctoria*.

Herbs used in cosmetics: *Cocos nucifera*, *Curcuma longa*, *Rosa sp.*, *Hibiscus rosa-sinesis*.

List of practicals:

1. To study the activity of enzyme amylase in suitable plant material.
2. To study the activity of enzyme catalase and peroxidase in suitable plant material.
3. To perform micro chemical tests oils/ lipids.
4. To study principle and working of: oven, autoclave, pH meter, laminar air flow.
5. To study the structure of following vectors on the basis of photographs and diagrams: plasmid vector, Ti Plasmid.
6. Extraction and preparation of *Aloe vera* juice from mature leaves of plant.
7. To study methods for preparation of rose water.
8. To study methods for preparation of oil from Hibiscus flower.
9. To study methods of extraction of natural dye from suitable dye yielding plant.

SUBJECT: BOTANY

B. Sc. –III SEMESTER - VI

BBTS62: PAPER-II (PHYTOGEOGRAPHY, UTILIZATION OF PLANTS, TECHNIQUES AND PHARMACOGNOSY)

Objective: Define and explain about Phytogeographic regions, techniques, medicinal plants.

Course Outcomes: At the end of the course student will able to

1. Learn the various Phytogeographic regions.
2. Understand different types of environmental pollution and its management.
3. Understand about medicinal plants and their uses.
4. Analyze the principal, types and application of instruments.
5. Learn morphology utilization and chemical-constituents of different plants.

Unit I -

(7.5 Hrs)

Phytogeography: Principles of Phytogeography, Distribution (Wides, endemics, discontinuous species), Theories (Land bridge and continental drift), Climatic regions of India, Phytogeographic regions of India (Chatterjee 1962; Name, distribution area, typical vegetation).

Unit II -

(7.5 Hrs)

Utilization of Plants: Morphology, Utilization and Important chemical constituents of :-

Food: Wheat; Oil: Groundnut; Fibre: Cotton; Spices: Clove; Beverages: Coffee; Medicinal: *Adhatoda vassica*; and Rubber.

Ethnobotany: Introduction, definition, branches & importance of ethnobotany.

Plants of Ethnobotanical importance: Vegetable, fruits, Seeds, Medicinal and Narcotics (Two plants each with reference to family, parts used and tribal areas)

Unit III -

(7.5 Hrs)

Techniques: Principle, types and application of microscopy (Light, fluorescent, SEM, TEM), Centrifugation, Electrophoresis (SDS-PAGE and Agarose), Spectroscopy (UV-Vis),

Chromatography (Paper chromatography, thin layer chromatography)

UNIT IV: Skill development: Pharmacognosy

(7.5 Hrs)

Pharmacognosy: Definition and scope,

Drug adulteration: Types

Methods of drug evaluation: Biological testing of herbal drugs, phytochemical screening test for secondary metabolites (Alkaloids and Flavonoids)

Pharmacological plants: Biological source, staining diagnosis, micro-chemical test, chemical constituents, preparation and uses of drug extracted from the plants: *Datura* leaf, *Vinca rosea*, *Plantago ovata* (isapgol) seeds, *Linum usitatissimum* (Linseed) seeds, *Elettaria cardamom* fruit, *Coryandrum sativum* fruit, *Eugenia caryophyllus* (clove), flower bud, *Rauwolfia serpentina* root, *Zingiber officinale* (Ginger) rhizome

List of Practical's

1. To find out the level of noise pollution of different nearby areas with the help of decimeter and compare it with tolerance limit.
2. To study the morphology, utilization and important chemical constituents of plants mentioned in theory (Utilization of plants)
3. To study the plants of ethnobotanical importance of plants under different categories mentioned in theory.
4. Principle and working of: spectrophotometer, microscope, centrifuge and gel electrophoresis apparatus.
5. To study different adulterants used with reference to drug adulteration.
6. To study biological source, chemical constituents, preparation and uses of drugs obtained from plants mentioned in theory.

BBTS63-Semester VI Practical examination
Question Paper

Time : 5 hrs

Marks : 30

- | | |
|--|-----------|
| Q. 1) To perform the Biochemical Experiment [A] & report the findings | 03 |
| Q. 2) To perform the Micro-chemical Experiment [A] & report the findings | 03 |
| Q. 3) To extract and prepare the herbal product [C] from the given plant material. | 04 |
| Q. 4) Write about Morphology and utilization of the given plant material [D]. | 03 |
| Q. 5) To prepare the crude drug extract from the given material [E] and mention its use. | 04 |
| Q. 6) Spotting: | 05 |
| F - Biotechnology Instruments | |
| G – Genetic engineering (Tool) | |
| H –Herbal Plant | |
| I – Ethnobotany | |
| J – Plant used in Pharmacognosy | |
| Q. 7) Viva Voice | 03 |
| Q. 8) Practical Record & Excursion Report | 05 |

Suggested Readings:

- Abdelhamid Elaissari, (2008): Colloidal Nanoparticles in Biotechnology, John Wiley Apps et al. (1992). Biochemistry, ELBS.
- Ambasht, R.S. (1966): Conservation Ecology, Abs Proc School on Plant Ecol (Full paper in pressOxford and IBH Calcutta).
- Ambasht, R.S. (1968): Freshwater ecosystem-Manual of Ecology, 123-137 (See Misra K. C. et al,1968)
- Ambasht, R.S. (1995): A text book of plant ecology, Student and co. Varanasi-5 and Stoughton, London.
- Anderson J. M.: Ecology for environmental sciences: biosphere ecosystems and man
- Bhojwani, S.S. (1990): Plant Tissue Culture: Applications and Limitations, Elsevier Science Publishers, New York, U. S. A.
- Buchman, R. B. Gruissem, W. and Jones, R. L. (1989): Biochemistry and Molecular Biology of plants. American Society of Plant Physiologists, Maryland, USA.
- Buchanan, B.B. Gruissem, W and Jones, R. L. (2000): Biochemistry and Molecular Biology of Plants, American Soc. Of Plant Physiologists, Maryland, USA.

- Callow, J. A., Ford-Lloyed, B. V. and Newbury, H. I. (1997): Biotechnology and Plant Genetic Resources Conservation and Use, CAB International, Oxon UK.
- Dash, M. C. (1993): Fundamentals of Ecology, WB Saunders and co. Philadelphia USA.
- Daniel, M. Bhattacharya, S. D. and Arya, A. and Raole, V. M. (2006): Natural Dyes: Scope and Challenges: Scientific Publishers, Jodhpur (India)
- Deangelis, D. L.: Energy flow, nutrient cycling and ecosystem resilience. Ecology 56, 23843.
- Dey, P. M. and Harborne, J. B. (2000): Plant Biochemistry, Harcourt Asia PTE Ltd. A Harcourt Publishers International Company, 583 Orchard Road 09-01 Forum Singapore
- Dey, PM and Harborne, J. B. (eds) (1997): Plant Biochemistry Harcourt Asia Pvt. Ltd/ Academe Press I Printed in India 2000J
- Dwivedi Rama Shankar (1968): The decomposer system manual of ecology (See Misra K. C. et al. 1970)
- Glazer, A. N. and Nikaido, H. (1995): Microbial Biotechnology. W. H. Freeman & Company, New York, USA.
- Greig Smith P. (1983): Quantitative plant ecology, Univ. California Press, California.
- Hans-Walter Heldt (2004): Plant Biochemistry. Elsevier Academic Press, 200-Wheeler Road, Hoogkass, P. J. J., Hall, M. A. and Libhenga, K. R. (Ed.) (1999): Biochemistry and Molecular Biology of plant Horm. Elsevier, Amsterdam, The Netherlands.
- Hutchinson, G. E. (1978): An introduction to population ecology. Yale Univ. Press.
- Jain J. I. et al. (2009): Fundamentals of Biochemistry, Chand, New Delhi
- Jain, S. K. (2003): Medicinal Plants, National Book Trust, New Delhi (India)
- Khandelwal, K. R. (2000), Practical Pharmacognosy: Techniques and Experiments, Nirali Prakashan, Pune
- Kochhar, P. L. (1986): Plant Ecology, Ratanprakashan, Mandi, Agra.
- Kokate, C. K., Gokhale, A. S. and Gokhale, S. B. (2006): Cultivation of Medicinal Plants, 3rd ed., Nirali Prakashan, Pune, M. S.
- Krebs G. J. (1972): Ecology, Harper and Row Publ. New York.
- Kumar, H. D. (1994): Modern concepts of ecology, Vikas publishing house pvt. ltd, New Delhi.
- Lehninger. (2005): Principles of biochemistry-Nelson, Cox, 4th Ed. W.H. Freeman and Co.
- Mascarenhas, J. P. (1975): The biochemistry of angiosperm pollen development, Bot. Rev 41(3)

- Moore, T.C. (1989): Biochemistry and Physiology of Plant Hormones (2nd Ed.) Springer-Verlag. New York, USA.
- Mukherjee, K and Houghton, P. J. (2009): Evaluation of Herbal Medicinal Products. Published by Pharmaceutical Press, London.
- Odum, E. P (1913): Basic Ecology, Saunders Publ. Philadelphia.
- Old, R. W. and Primrose S.B. Principles of Gene Manipulation. Blackwell scientific publications, Oxford U. K. [new edition could be there]
- Paleg, L. G. and Aspinal, D. (1982): The Physiology and Biochemistry of Drought resistant in Plants.
- Raghavan, V. (1986): Embryogenesis in Angiosperms: A Developmental and Experimental Study, Cambridge University Press, Cambridge.
- Rastogi, S. C. (2004): Outlines of Biochemistry, CBS Publishers & Distributors, New Delhi
- Shantharam, S. and Montgomery, J. S. (1999): Biotechnology, Biosafety, and Biodiversity, Oxford & Hill Publication Co, Pvt., Ltd, New Delhi
- Sharma, O. P. (1996): Hill's Economic Botany (Adapted by O.P. Sharma) Tata Megraw-Hill co. Ltd. New Delhi.
- Shivanna, K. R. and Sawhney, V. K. (Ed) (1997): Pollen Biotechnology for Crop Production and Improvement, Cambridge University Press, Cambridge.
- Shrivastava, A. K. (2006): Medicinal Plants, A P H Publishing Corporation, New Delhi
- Shukla, R. S. and Chandel (2005): A Text Hook of Plant Ecology, S. Chand and Co. Ltd., New Delhi
- Silverton, J. W. (1982): Introduction to plant population ecology, Longman
- Simpson, B. B. and Corner Ogorzaly, M. (1986) Economic Botany Plants in our World McGraw Hill Hook Company, New York.
- Singh, B. D. (2013): Plant Biotechnology: New Horizon Kalyani Publ., New Delhi.
- Stanley, R. G., Search, R. W. (1971): Pollen protein diffusates. In Heslop-Harrison-J. (Ed.) Pollen development and physiology Butterworths, London, pp 174-176.
- Wilson Keith and Walker John (2005): Principles and techniques of biochemistry and molecular biology, 6th Ed. Cambridge University Press, New York.
- Zuley, C. L. (1998): Biochemistry, W.M.C.Brown Publishers USA